

WBIB

WBI BULL|BEAR VALUE 2000 ETF

An active ETF focused on global small and mid-cap high value, dividend-paying stocks.

FUND GOALS:

- Manage risk to capital
- Provide attractive returns and long-term growth of capital

INVESTMENT DISCIPLINE:

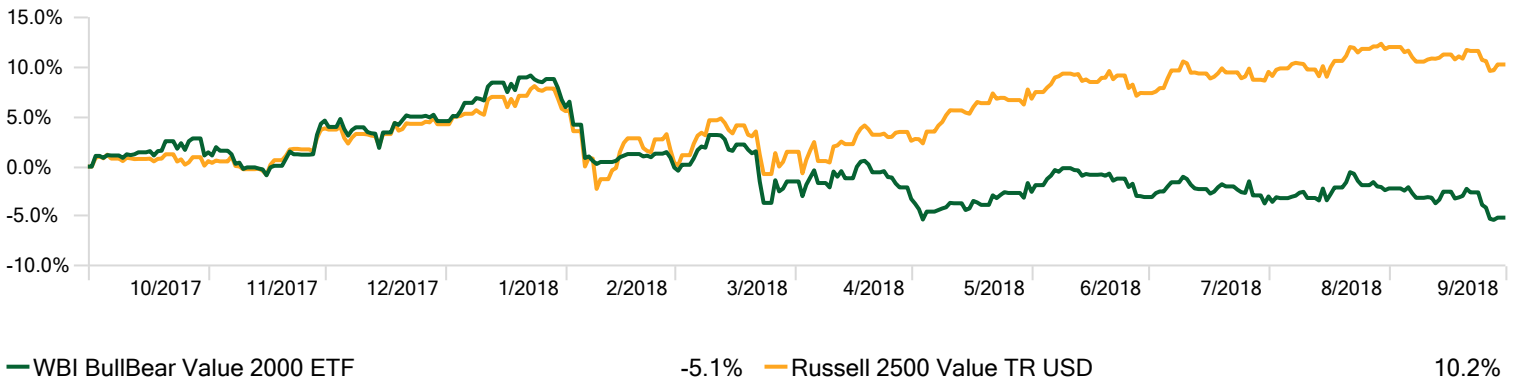
- Seeks value and high-quality fundamentals
- Multi-factor quantitative analysis paired with active risk management
- No limit on short-term cash equivalents

FUND INFORMATION:

Inception Date	8/25/2014
CUSIP	00400R205
Exchange	NYSE ARCA
Expense Ratio	1.05%
30 Day SEC Yield	0.96%
Dividend Frequency	Quarterly

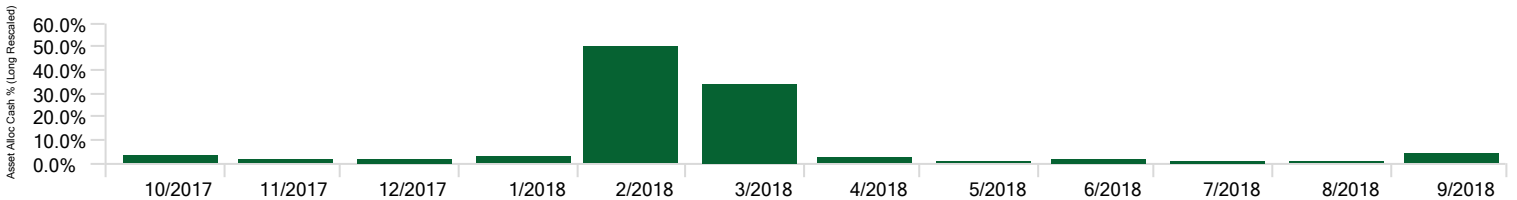
ONE YEAR PERFORMANCE

Time Period: 10/1/2017 to 9/30/2018



CASH

Time Period: 10/1/2017 to 9/30/2018



HOW TO USE WBIB

WBIB is designed to participate in market advances and protect capital during market declines. With WBI's time-tested active risk management, WBIB is a great tool to pair with passive ETFs to reduce down-market correlation, volatility, and loss of capital.

Source: Morningstar, Total Return, 2018.

Past performance is not indicative of future returns. You cannot invest directly in an index. Current performance may be lower or higher than the performance data quoted. Investment return and principal value will fluctuate so that an investor's shares, when redeemed, may be worth more or less than the original cost. Returns less than one year are not annualized. For the most recent month end performance visit www.wbietfs.com.

TAME THE BEAR. RUN WITH THE BULL.®

FUND CHARACTERISTICS

13.39	Trailing 12-month Price to Earnings Ratio
0.74 mil.	Shares of Implied ETF Liquidity (Daily)
\$17.59 mil.	Dollar Amount Implied ETF Liquidity (Daily)
8,369.00	Avg Daily Volume (3 Mo.)

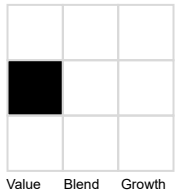
Bloomberg and Morningstar, 9/30/18.

WBIB

MORNINGSTAR STYLE BOX

Portfolio Date: 9/30/2018

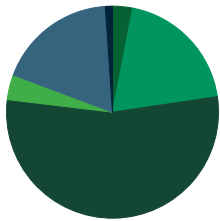
Morningstar Equity Style Box™



Market Cap	%
Market Cap Giant	0.0
Market Cap Large	0.0
Market Cap Mid	51.6
Market Cap Small	43.6
Market Cap Micro	4.7

EQUITY SECTORS

Portfolio Date: 9/30/2018



Sector	%
Basic Materials	3.1
Consumer Cyclical	19.6
Financial Services	54.2
Real Estate	0.0
Consumer Defensive	0.0
Healthcare	0.0
Utilities	0.0
Energy	3.8
Industrials	18.2
Technology	1.1

The Morningstar Style Box™ reveals a fund's investment strategy for equity funds, the vertical axis shows the market capitalization of the stocks owned and the horizontal axis shows investment style (value, blend, growth). Sector and allocation holdings subject to change at any time and are not recommendations to buy or sell any security.

Standardized Performance As of 9/30/2018

	YTD	1 Year	Since Inception
WBIB NAV	-9.25%	-5.13%	-0.65%
WBIB Market Price	-9.43%	-5.05%	-0.60%
Russell 2500 Value	5.75%	10.24%	8.33%
Russell 2000 Value	7.14%	9.33%	9.40%

IMPORTANT INFORMATION

Past performance is not indicative of future results. An investment in the Fund is subject to investment risk, including the possible loss of principal amount invested. The Fund may invest in foreign and emerging market securities, which carry additional risks, such as currency fluctuation, economic or financial instability, lack of timely or reliable financial information, or unfavorable political or legal developments. An investment in the Fund varies with the success and failure of the Sub-Advisor's investment strategies and the Sub-Advisor's research, analysis, and determination of portfolio securities. The investment process includes the use of proprietary models and analysis that rely on third-party data and, if inaccurate, could adversely affect the Fund performance. The Fund may invest in Exchange-Traded Funds (ETFs), mutual funds, and Exchange-Traded Notes (ETNs), which will subject the Fund to additional expenses of each ETF, mutual fund, or ETN and risk of owning the underlying securities held by each. Options on securities may be subject to greater fluctuations in value than an investment in the underlying securities. The Fund may invest in Real Estate Investment Trusts (REITs). Risks commonly associated with the direct ownership of real estate include fluctuations in the value of underlying properties, defaults by borrowers or tenants, changes in interest rates, and risks related to general or local economic conditions. In addition, the Fund is subject to market risk, dividend risk, growth risk, value risk, debt security risk, high-yield security risk, master limited partnership risk, small- and medium-sized companies risk, portfolio turnover risk, securities business risk, and trading price risk.

Shares are bought and sold at market price (not NAV) and are not individually redeemed from the Fund. Owners of the shares may acquire those shares from the Fund and tender those shares for redemption to the Fund in creation units only. Market returns are based upon the midpoint of the bid-ask spread at 4:00pm EST (when NAV is normally determined for most ETFs). Market price returns do not represent the returns you would receive if you traded shares at other times. SEC Yield reflects the dividends and interest earned during the most recent 30-day period covered by the Fund's filings with the SEC, after the deduction of the Fund's expenses.

Russell 2500 Value TR Index: comprised of Russell 2500 companies with lower price-to-book ratios and lower forecasted growth values. **Russell 2000 Value TR Index:** comprised of Russell 2000 companies with lower predicted and historical growth rates.

Benchmark shown effective as of 10/31/18, prior benchmark comparisons could have been better or worse over the same period and are not indicative of future performance.

© 2018 Morningstar, Inc. All rights reserved. The information contained herein: (1) is proprietary to Morningstar and/or its content providers; (2) may not be copied or distributed; and (3) is not warranted to be accurate, complete, or timely. Neither Morningstar nor its content providers are responsible for any damages or losses arising from any use of this information.

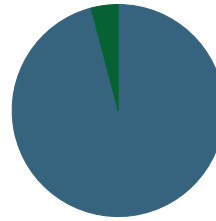
You are not permitted to publish, transmit, or otherwise reproduce this information, in whole or in part, in any format to any third party without the express written consent of WBI Investments, Inc.

Forside Fund Services, LLC, Distributor

Investors should consider the investment objectives, risks, charges, and expenses carefully before investing. For a prospectus and summary prospectus containing this and other information about the Fund please visit our website at www.wbietfs.com or call 1-800-772-5810. Read the prospectus carefully before investing.

ASSET ALLOCATION

Portfolio Date: 9/30/2018



Asset Class	%
Stock	95.9
Bond	0.0
Cash	4.1
Other	0.0
Total	100.0

TOP 10 DISTINCT HOLDINGS

Portfolio Date: 9/28/2018

Equity Style Box	Portfolio Weighting %
Navient Corp	5.35
American Equity Investment Life Hold	5.29
Allegion PLC	5.14
Voya Financial Inc	4.96
American National Insurance Co	4.78
Harley-Davidson Inc	4.59
American Financial Group Inc	4.48
CNO Financial Group Inc	4.45
Booz Allen Hamilton Holding Corp	4.37
Dick's Sporting Goods Inc	4.15